

**Danny Straessle**  
**Public Information Officer**



**Conway Kiwanis Club**  
**Wednesday, June 19, 2019**



# Statewide Programs



# Interstate Rehabilitation Program

## Completed

47 Projects  
 291 Miles  
 \$1,027 Million

## Under Construction

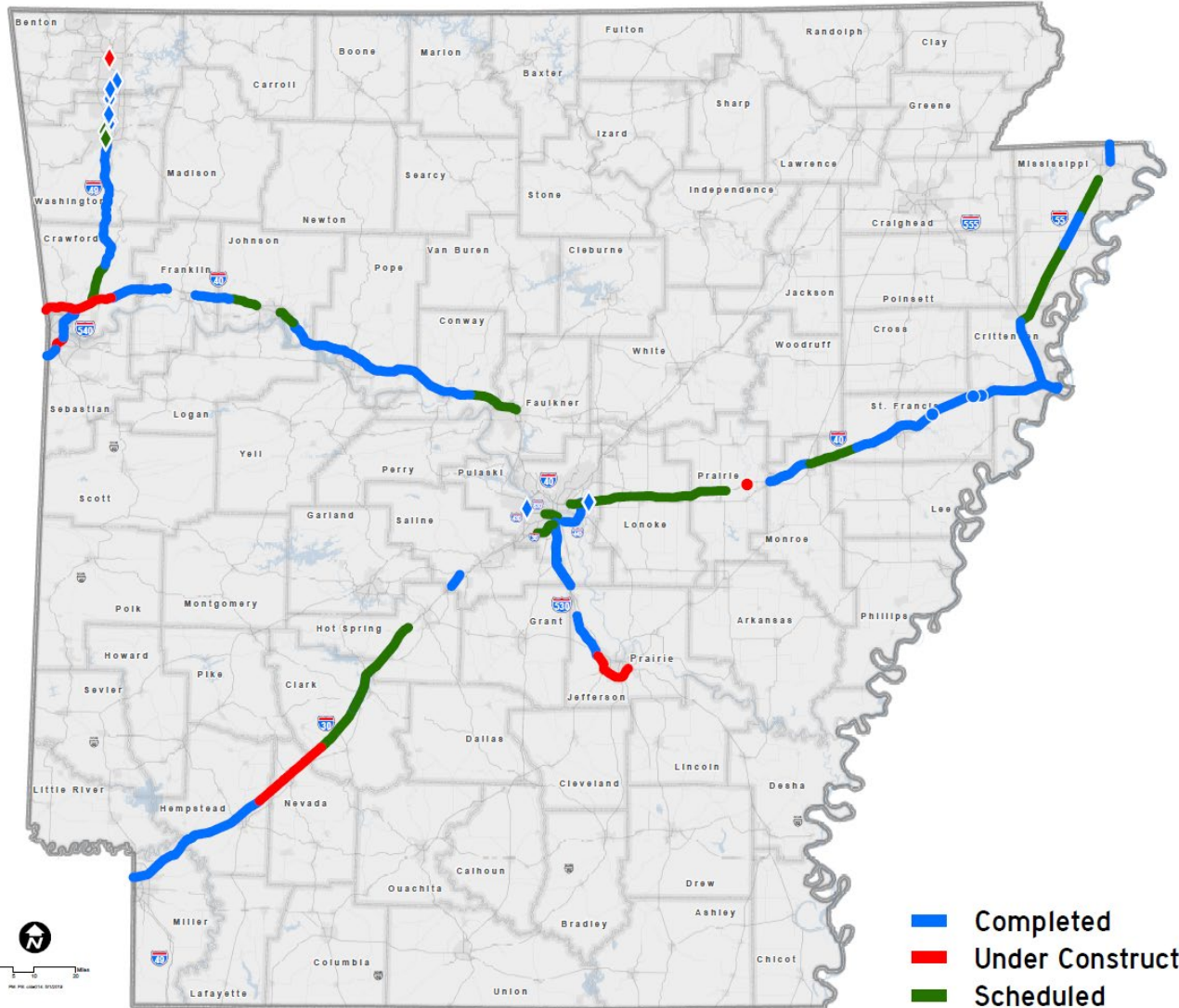
5 Projects  
 53 Miles  
 \$287 Million

## Let To Contract

52 Projects  
 344 Miles  
 \$1,314 Million

## Scheduled

27 Projects  
 160 Miles  
 \$219 Million



█ Completed  
█ Under Construction  
█ Scheduled

# Connecting Arkansas Program

2016

2017

2018

2019

2020

2021

2022

2023

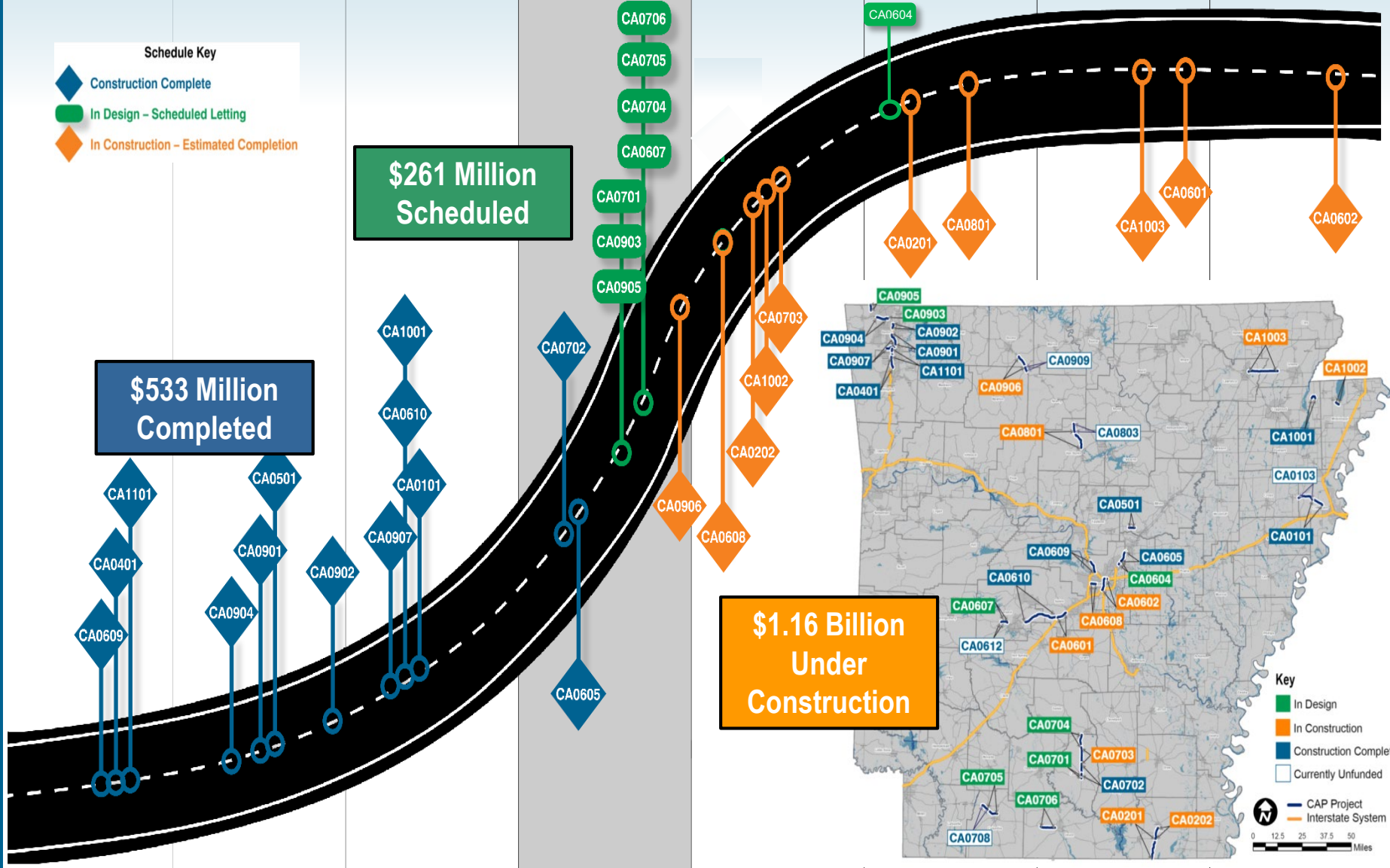
**Schedule Key**

- ◆ Construction Complete
- In Design – Scheduled Letting
- ◆ In Construction – Estimated Completion

**\$261 Million Scheduled**

**\$533 Million Completed**

**\$1.16 Billion Under Construction**



## Faulkner County

Received \$4.8 Million to date

Projected to Receive \$4.8 Million

**Total \$9.5 Million (Ending in 2023)**



## City of Conway

Received \$5.9 Million to date

Projected to Receive \$5.5 Million

**Total \$11.4 Million (Ending in 2023)**



# *Local Projects*


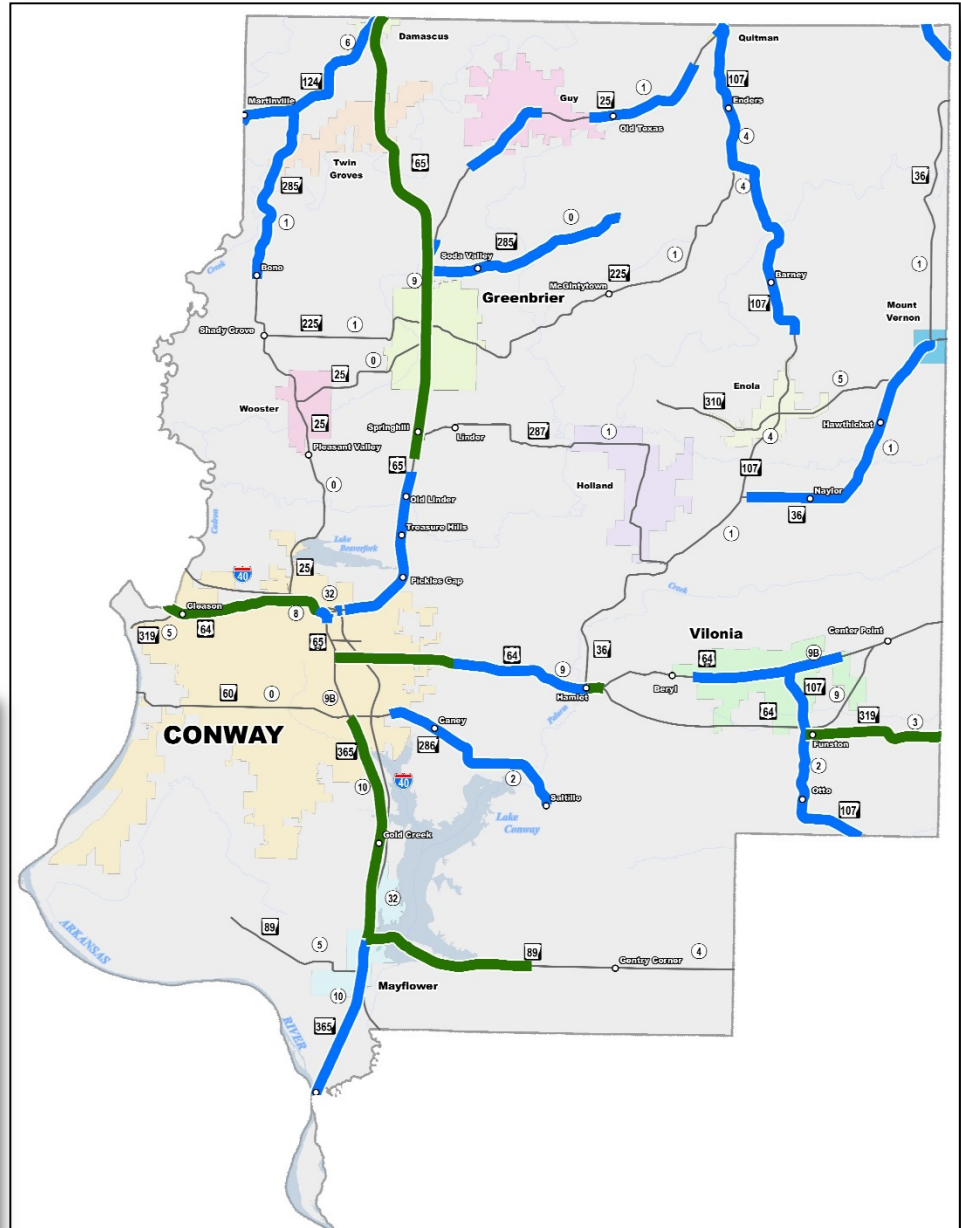


## Completed

19 Projects  
88 Miles  
\$26 Million

## Scheduled

6 Projects  
39 Miles  
Estimated \$10 Million



# Bridge Preservation

## Completed

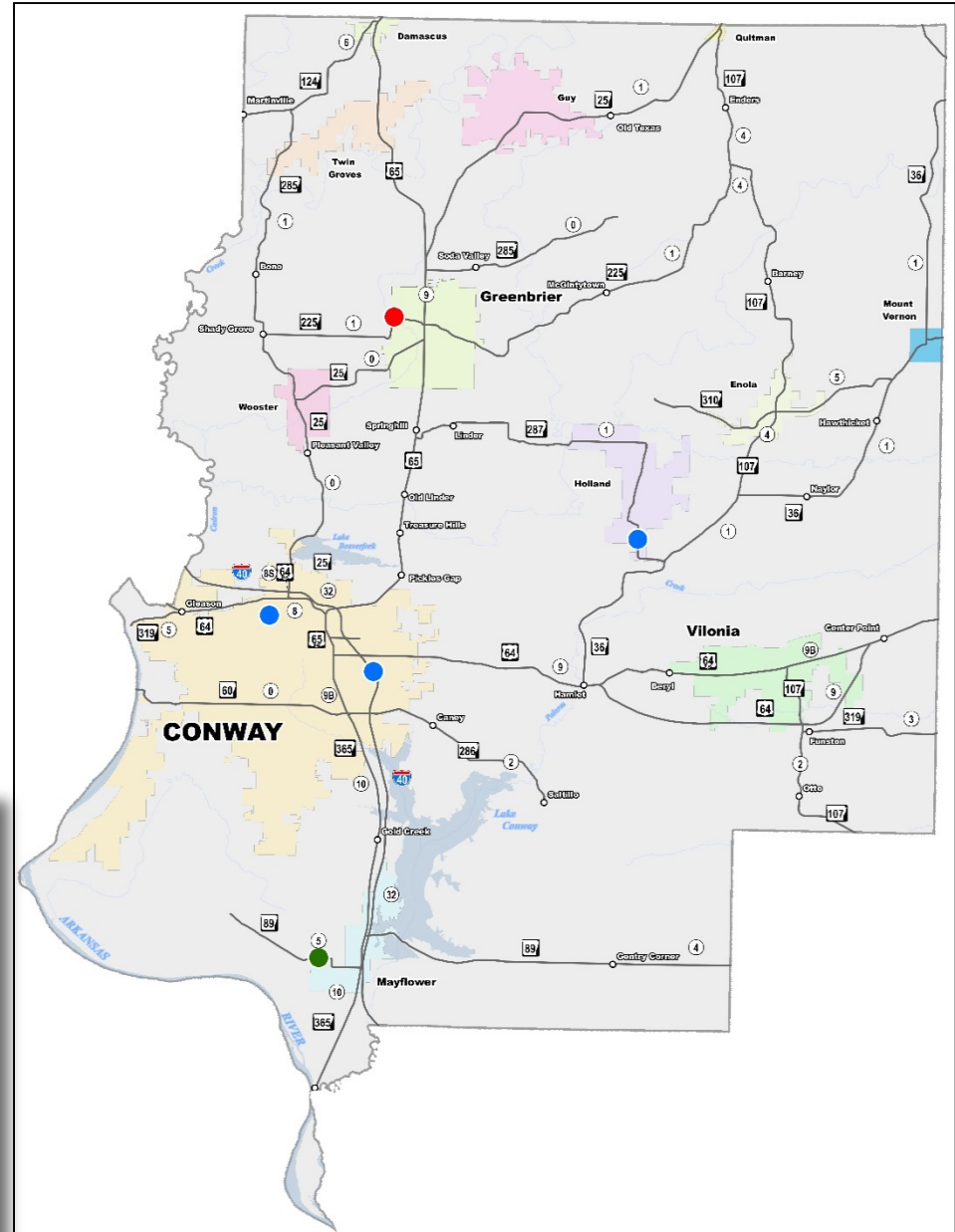
2 Projects  
\$4 Million

## Under Construction

1 Project  
\$0.7 Million

## Scheduled

1 Project  
<\$1 Million

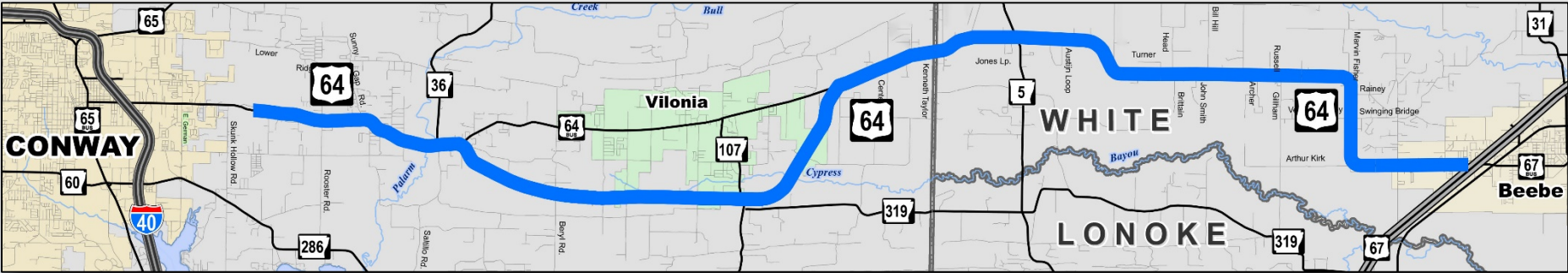




# U.S. Highway 64



Completed  
8 Projects  
39 Miles  
\$88 Million



# State Highway 25

## Completed

1 Project  
2 Miles  
\$11 Million

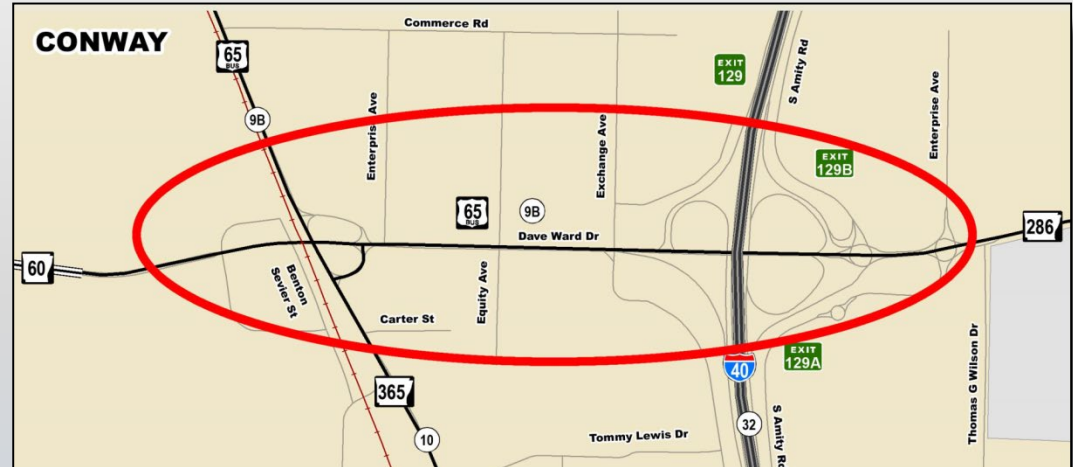


# I-40 & U.S. Highway 65


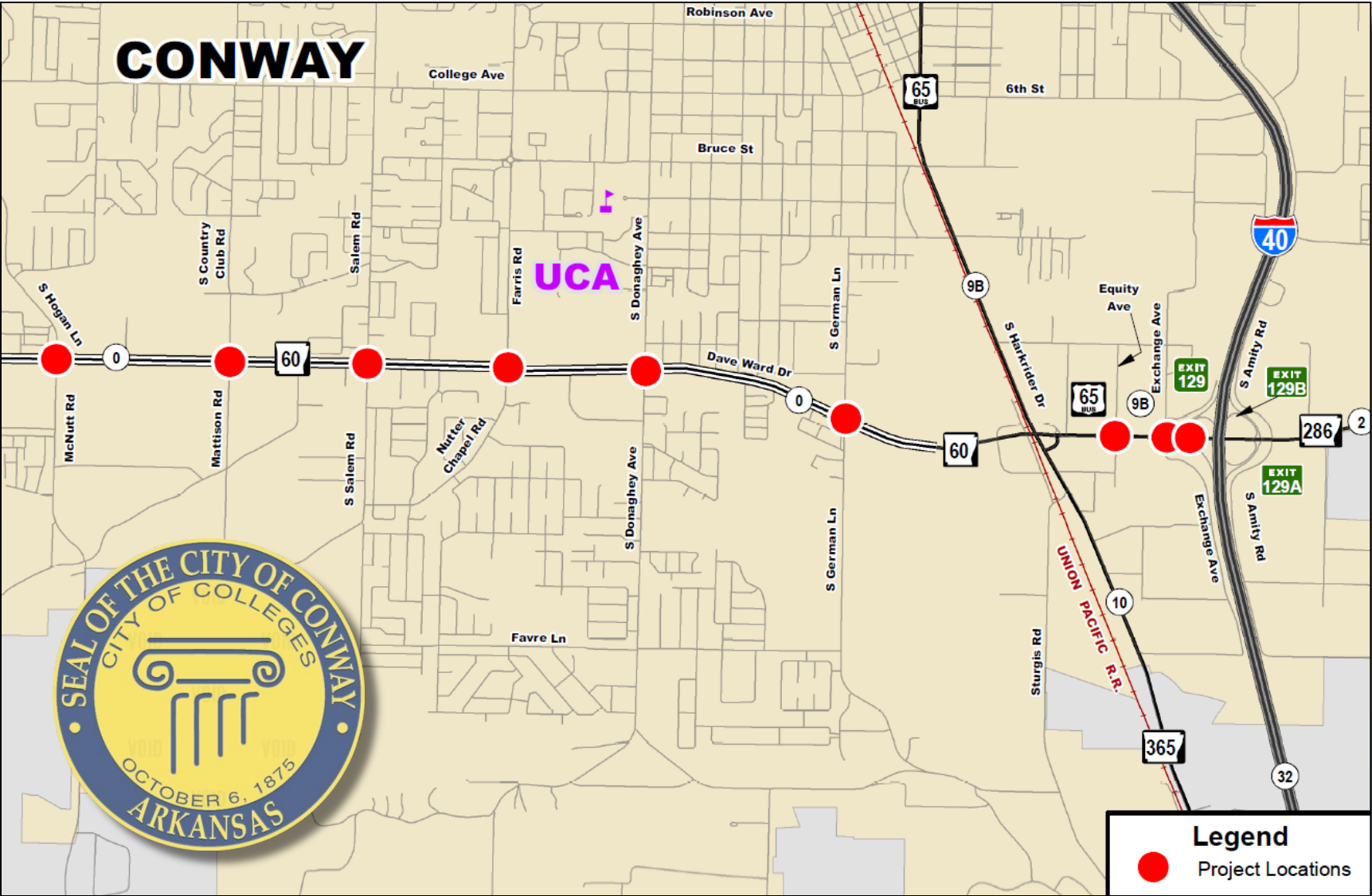
**Scheduled**  
1 Project  
Estimated \$1-5 Million




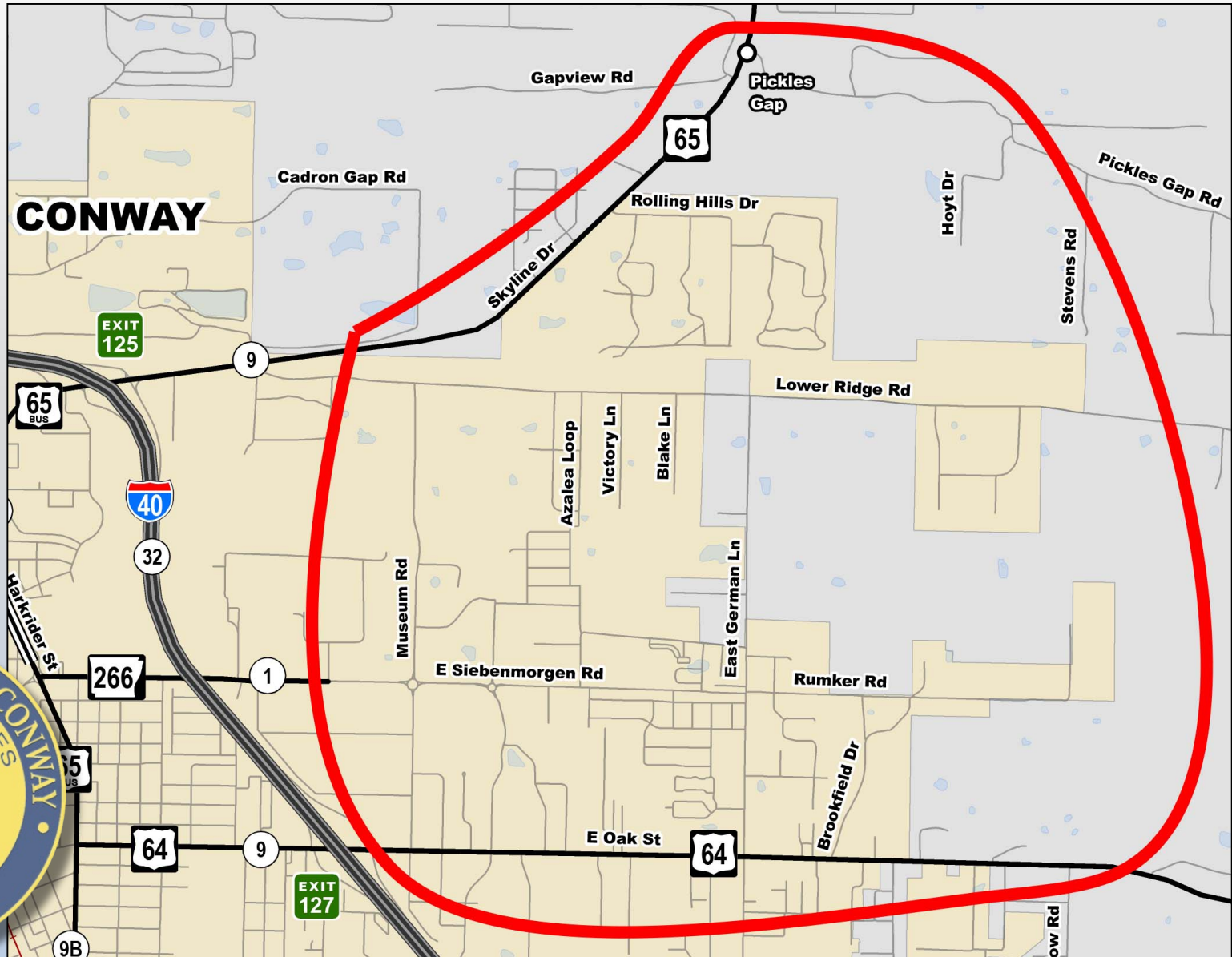
## Potential Partnering Projects



# Highways 60 and 65B Traffic Operations Improvements



# Highway 64 / 65 Connector Study



# Potential Partnering Projects

## Programmed

2 Projects

1 Mile

Estimated \$20 Million





# *Recent Legislation*



## Governor Hutchinson's Highway Package

Two Bills

Four Revenue Sources

\$300 Million Per Year



## Motor Fuel Taxes

1.6% Tax On Wholesale Price of Gas  
*(equals 3 cents per gallon)*

2.9% Tax On Wholesale Price of Diesel  
*(equals 6 cents per gallon)*



## Motor Fuel Taxes

Results in **\$86 Million** in Additional Annual Revenue

**\$58 Million** to ARDOT

**\$14 Million** to Cities and Counties Each

*“And we feel like we would like to invest and spend money to make the roads better so that they are safer, so that they are easier on the equipment, so that the volume of traffic can move more freely. The benefit of those things outweighs any increased costs.”*

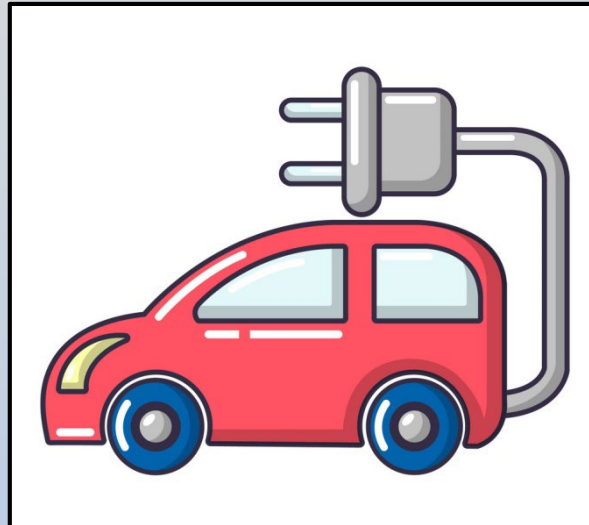
*– Shannon Newton, Arkansas Trucking Association President*

## Electric and Hybrid Vehicle Registration Fees

Electric Vehicles - \$200 Registration Fee

Hybrid Vehicles - \$100 Registration Fee

**\$2 Million to ARDOT**



## Casino Revenue

All New Casino Revenue

**\$35 Million Annually to ARDOT**



## Act 416 Summary

Motor Fuel Tax

\$ 58 Million

Electric and Hybrid Vehicle Registration Fees


\$ 2 Million

Casino Revenue

\$ 35 Million

**Total to ARDOT**

**\$ 95 Million**



## Proposed Constitutional Amendment

- To Be Voted On In General Election – November 2020
- ½-Cent Sales Tax Permanent After 2023
- Continues To Provide **\$205 Million** To ARDOT Annually
- Continues To Provide **\$43 Million** To Cities Annually
- Continues To Provide **\$43 Million** To Counties Annually

## Summary

Act 416

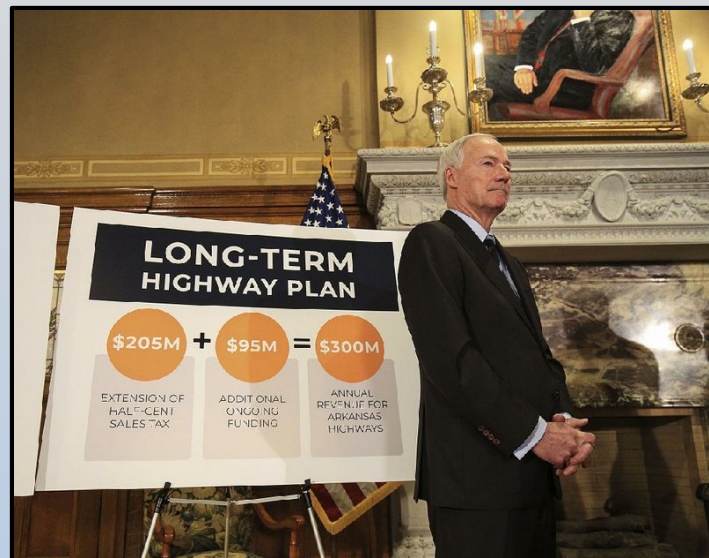
\$ 95 Million

House Joint Resolution 1018

\$205 Million

**Total To ARDOT**

**\$300 Million**





- Consensus
- Unity
- Bipartisanship
  - ✓ Governor
  - ✓ Legislature
  - ✓ Stakeholders
  - ✓ ARDOT





# *Funding Challenges*



# Challenges

- **12<sup>th</sup>** largest system in the country
  - **41<sup>st</sup>** in highway revenue per mile.
- 

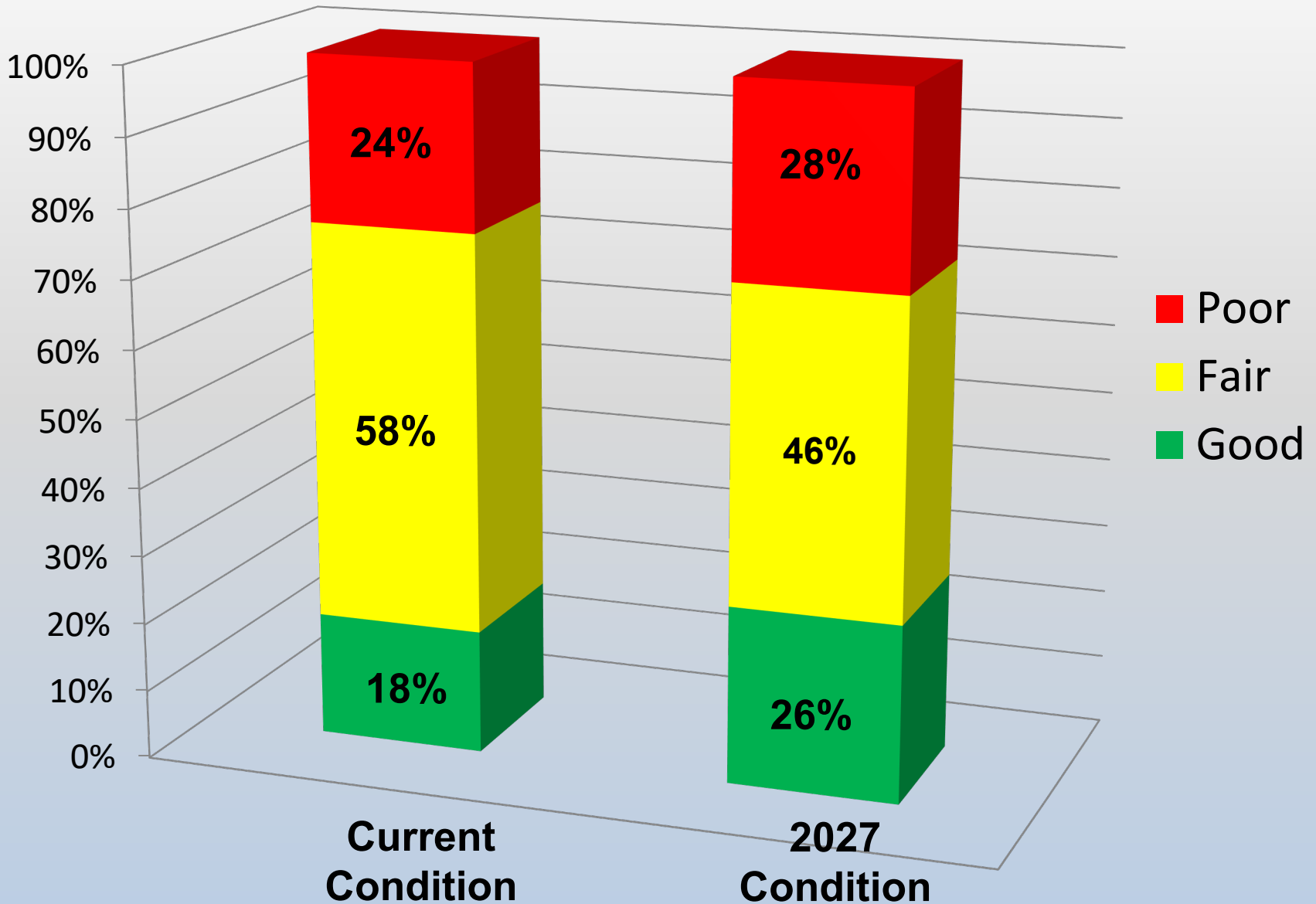
- **\$9.3 billion** in needs
- **\$4.5 billion** in available revenue

*“This is a problem that we can’t leave for our children or grandchildren to solve.”*

*~Arkansas Department of Transportation Director  
Scott Bennett*



# All State Highways – Including Interstates



## Pay a **Little** Now



Overlay  
**\$100,000**  
per lane mile

## Pay a **Whole Lot** Later



Reconstruction  
**\$1,500,000**  
per lane mile

## THEN

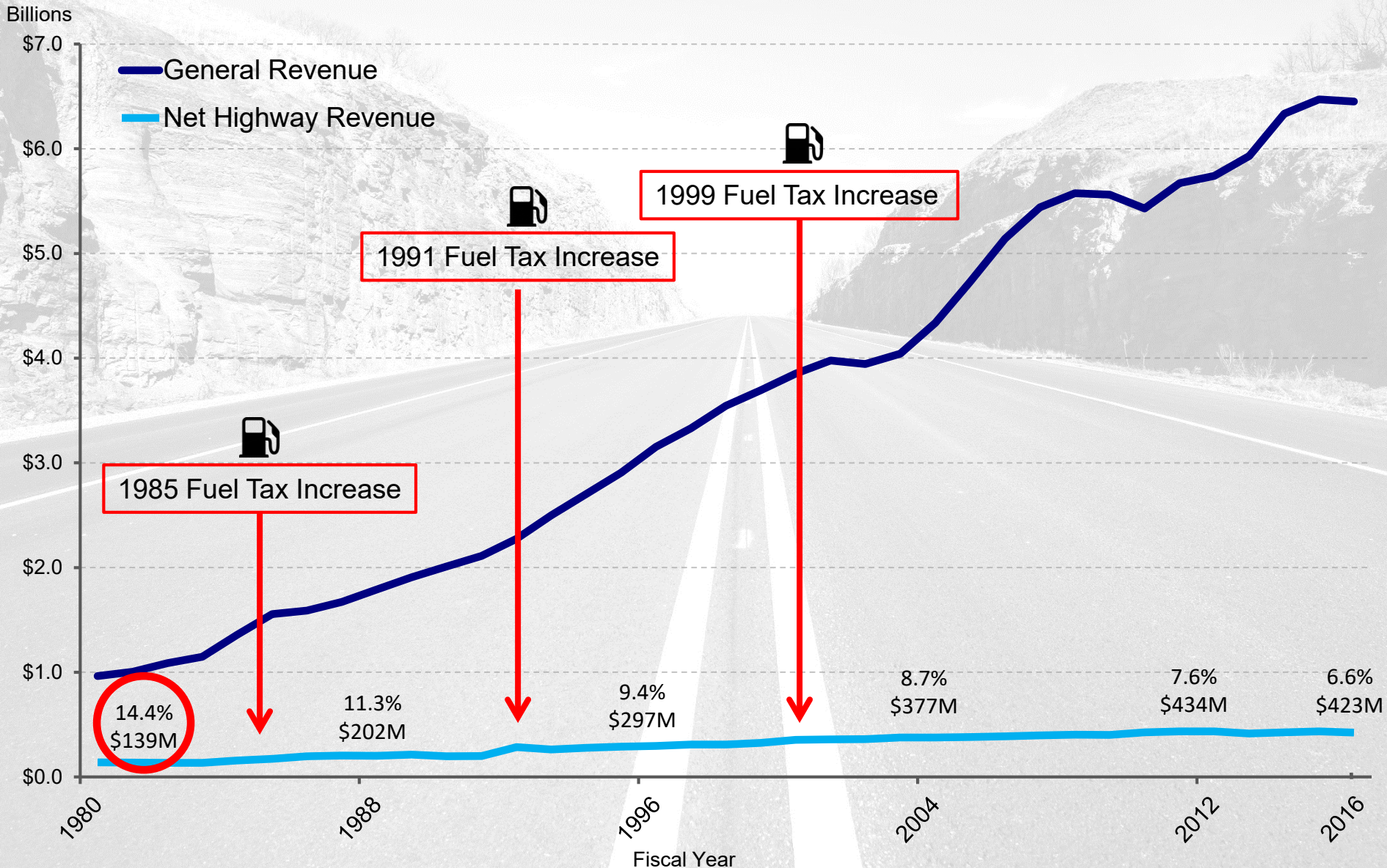
In 1995, **200 miles** of highway could be overlaid with \$10 million.

## NOW

Using \$10 million today, only **54 miles** of highway can be overlaid.

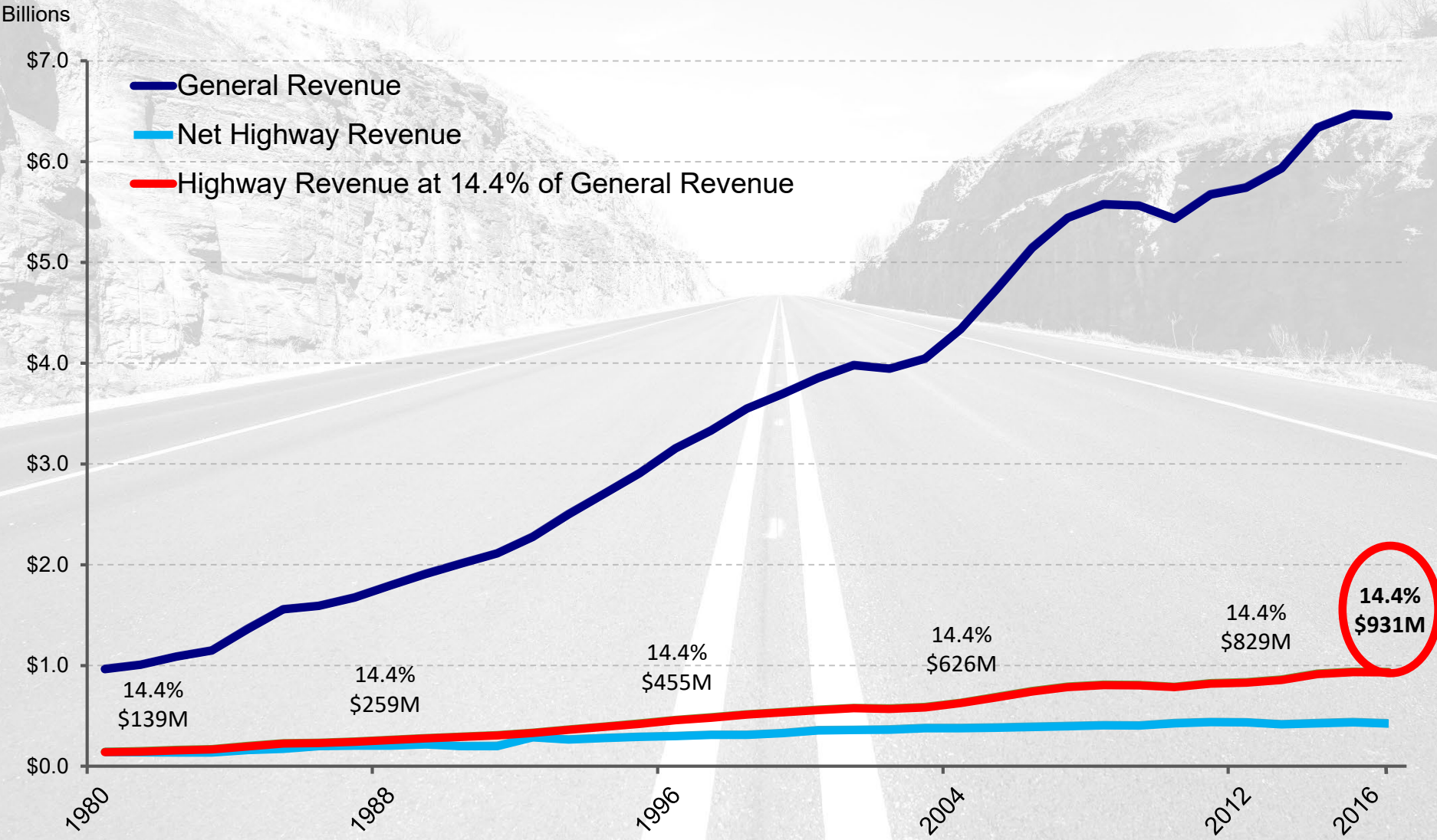


# Percent of Highway vs. General Revenue

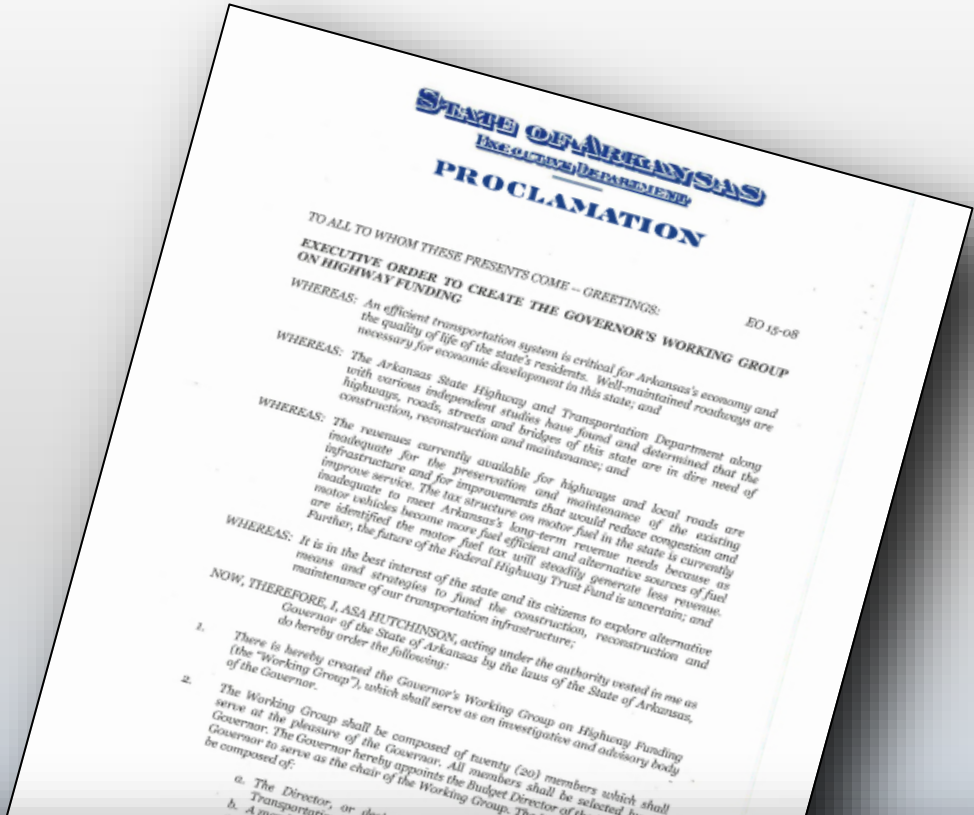


Excludes County & City Aid funds | Excludes CAP funds

# Highway Revenue at 14.4% of General Revenue








**“An efficient transportation system is critical for Arkansas’ economy and the quality of life of the state’s residents.”**

## □ Funding Targets

- ✓ Immediate: \$ 50 Million
- ✓ Short-term (0-3 years): \$110 Million
- ✓ Mid-term (3-5 years): \$250 Million
- ✓ Long-term (6-9 years): \$400 Million

All figures are annual amounts for state highways.




## Exhibit III

### Arkansas Department of Transportation (ARDOT) Summary of Annual State Funds Needed to Meet Proposed Highway Construction Plan Over a 10-Year Period

Description	Annual Funds Needed for Highway Construction Plan	Annual Funds Available for Highway Construction	Additional Annual State Revenues Needed for Highway Construction Plan
System Preservation			
Pavement	\$ 387,000,000	\$ 137,000,000	\$ 250,000,000
Bridges	117,000,000	90,000,000	27,000,000
Total System Preservation	504,000,000	227,000,000	277,000,000
Capacity Relief	305,000,000	157,000,000	148,000,000
Safety Improvements	86,000,000	44,000,000	42,000,000
Maintenance			
Equipment upgrades	19,000,000	19,000,000	
Facilities upgrades	8,000,000		8,000,000
Intelligent Transportation System (ITS)	3,000,000		3,000,000
Total Maintenance	30,000,000	19,000,000	11,000,000
<b>Totals</b>	<b>\$ 925,000,000</b>	<b>\$ 447,000,000</b>	<b>\$ 478,000,000</b>

**\$ 478,000,000**



Note: Amounts shown are rounded.



*Looking Forward*





ARDOT / Cities / Counties

Educate Public

Stakeholders

Educate Public

Campaign

# Arkansans Major Public Asset Transportation Infrastructure


State Highway System	Gross Replacement Value	Average Annual Investment to Maintain State of Good Repair
Roads	\$58.1 Billion	\$387 Million (0.67%)
Bridges	\$11.0 Billion	\$117 Million (1.06%)
Total	\$69.1 Billion	\$504 Million (0.73%)

Based on Arkansas DOT Transportation Asset Management Plan and Legislative Audit Report



# Economic Impact of Infrastructure Investment

- Increased Property Values
- Attraction to Businesses
  - ✓ Higher Wages
  - ✓ More Job Opportunities
- Less Expense on Vehicle Wear and Tear = Greater Expendable Income
- Safety Benefits
  - ✓ Reduced Fatalities
  - ✓ Reduced Property Damage



# Infrastructure Investment and Quality of Life

Quality of Life is Directly Linked to:

- Reliable Access to:
  - ✓ Housing
  - ✓ Family, Friends, Spirituality
  - ✓ Employment
  - ✓ School
  - ✓ Health Care
  - ✓ Recreation/Entertainment
  - ✓ Consumer Goods
  - ✓ Consumer Services

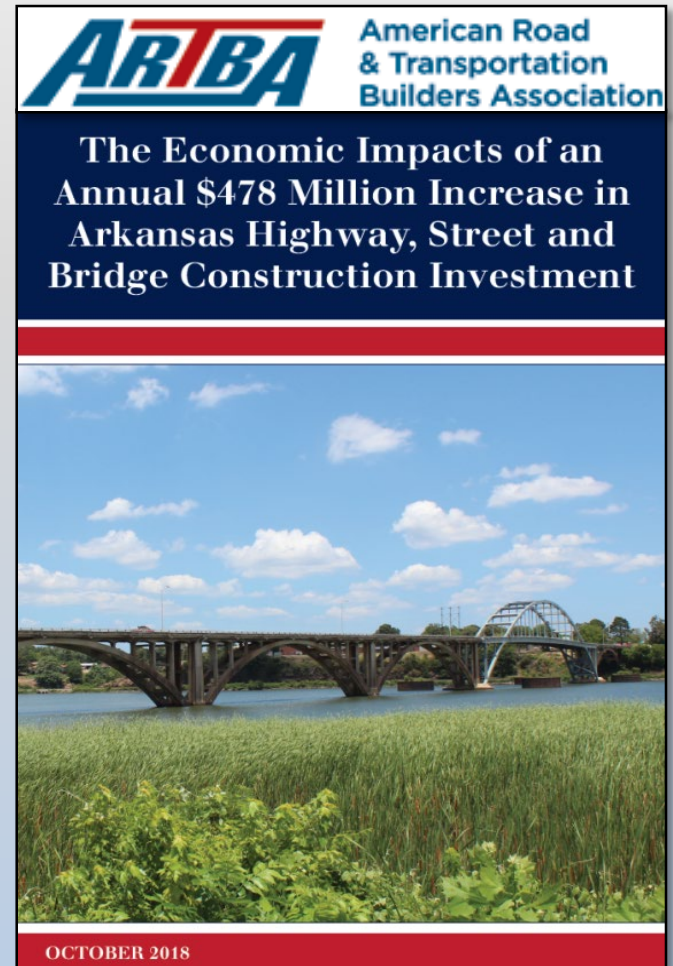




# American Road & Transportation Builders Association

## \$478 Annual Investment Results

- **Immediate Economic Benefits of Increasing Investment**
  - ✓ Supports **\$1.3 Billion** in Economic Activity
  - ✓ Supports **5,729 Jobs**
- **Neighbors Are Not Waiting**
  - ✓ Seven Have Raised State Gas Tax
  - ✓ Six Have Variable Gas Tax
  - ✓ Eight Have Electric Vehicle Registration Fees
- **Significant Transportation Challenges**
  - ✓ Safety Needs
  - ✓ Increasing Freight Demands
  - ✓ Impacts From Congestion



## Turnback to Cities

2023 - \$156 million

2024 - \$113 million

***Nearly a 30% Reduction***



## Turnback to Counties

2023 - \$156 million

2024 - \$113 million

***Nearly a 30% Reduction***

## Faulkner County

Received \$4.8 Million to date

Projected to Receive \$4.8 Million

**Total \$9.5 Million (Ending in 2023)**



## City of Conway

Received \$5.9 Million to date

Projected to Receive \$5.5 Million

**Total \$11.4 Million (Ending in 2023)**



## ROAD to a BETTER FUTURE

**ARDOT / Cities / Counties**

Educate Public

**Stakeholders**

Educate Public  
Campaign



*Your*  
**TRANSPORTATION SYSTEM**





*Questions?*

